



Drop-down / Pop-up list box



Action buttons



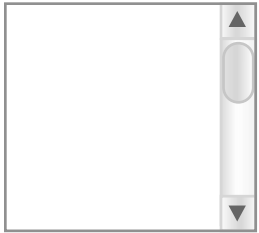
Radio buttons



Checkboxes




List box (narrow)



List box (wide)



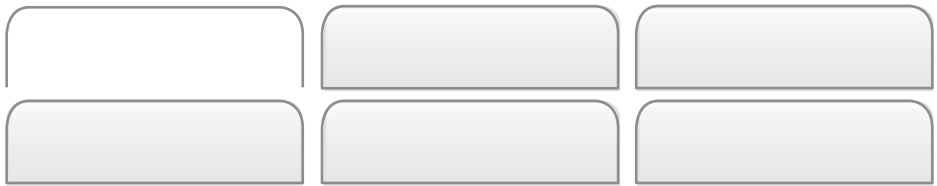
List box scroll bar elements



Media player



Tabs



Date selector

 / / 

Select a date



March 2010



S	M	T	W	T	F	S
30	1	2	3	4	5	6
7	8	9	10	11	12	13
14	15	16	17	18	19	20
21	22	23	24	25	26	27
28	29	30	31	1	2	3

Select Today

Switches

☐ ON ☐ OFF☐ ON ☐ OFF

Spinner

Pagination

☐ 1 ☐ 2 ☐ 3 ☐ 4 1 of 4☐ ☐ ☐ ☐ ☐ ☒ ☐ ☐

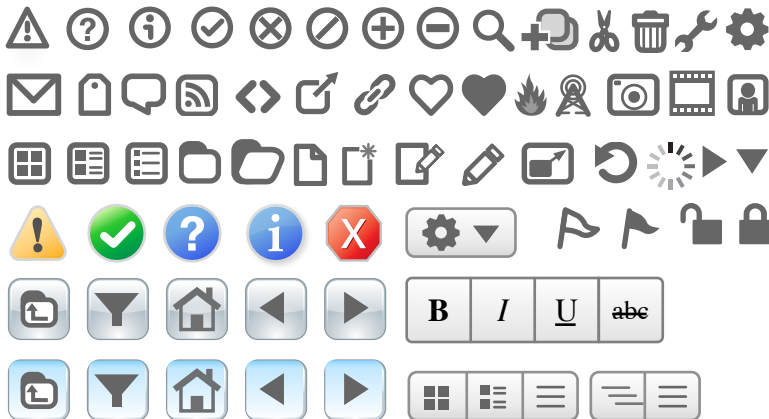
Search

Captcha

Can't read this?

[First](#) [Prev](#) [Next](#) [Last](#)

Icons, buttons and miscellaneous controls



NEW

CLOSE

DELETE

VIEW

OPEN

EDIT



Sliders



Segmented controls



USERFOCUS



Dr David Travis @userfocus

THANKS FOR BEING PART OF THE USERFOCUS COMMUNITY

I love creating articles, resources and eBooks for the user experience community.

But it's my consulting and training work that pays the bills.

If you want to support the work that I do, here are some ideas.

ATTEND A WORKSHOP

Attend a public training courses. You'll find an up-to-date schedule here:

<https://www.userfocus.co.uk/training/index.html>

INVITE ME IN

I can bring my workshops to you and run them for a fixed all-inclusive fee no matter where you are. You'll find more information on in-house training here:

<https://www.userfocus.co.uk/training/in-house-training.html>

BUY AN ONLINE COURSE

Buy one of my online video courses on Udemy. You'll find a list here:

<https://www.udemy.com/user/davidtravis/>

COLLABORATE

Commission me to optimise the user experience of your product or service. You'll find more information on my consultancy services here:

<https://www.userfocus.co.uk/consultancy/index.html>

User Experience: The Ultimate Guide to Usability

Master user experience in this practical, video-based, online training course.

“ The depth and breadth of content covered in this course is seriously impressive. All of the major UX techniques are covered in a way that anyone could take this advice and apply it to their own projects or organisation. If you want to learn how to do user-centred design, this is the course to get.

— *Independent review by Matthew Magain,
co-founder, UX Mastery*



“ I already had some in-house, quasi-UX mentoring, but taking this course is what truly opened my eyes to seeing everything in the world from a design and user goals perspective. I promote this course anytime I see or hear anybody asking where they should get started in UX Design/Research.

— *Course review by student Geoff Wilson*

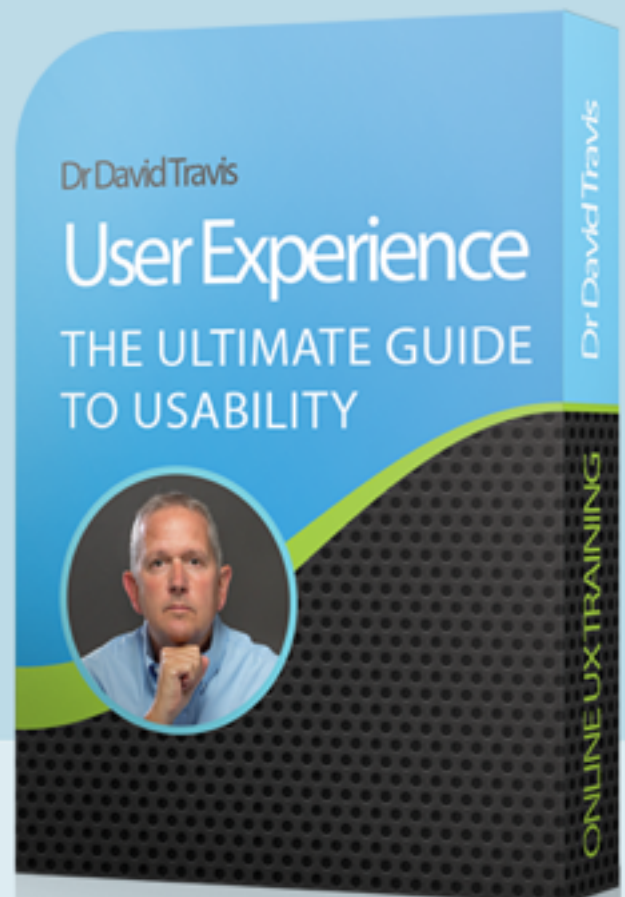
“ Dr. Travis has created a very thorough, very engaging overview of the UX Lifecycle, with lots of great real world examples and war stories from his own considerable experience to illustrate the guidelines and techniques he teaches you. Well worth the time and money.

— *Independent review by veteran usability consultant Dr. Deborah J. Mayhew*

Gain hands-on practice in all the key areas of UX — from interviewing your users through to prototyping and usability testing your designs.

Build a UX portfolio to boost your job prospects as you complete five real-world sample projects.

Gain industry-recognised certification by preparing for the BCS Foundation Certificate in User Experience.



www.uxtraining.net